

Cancer-Associated Thrombosis (CAT)

KNOW THROMBOSIS



WORLD THROMBOSIS DAY
13 OCTOBER

Thrombosis is a condition in which blood clots form (most often) in the deep veins of the leg (known as deep vein thrombosis, DVT). These clots can break off and travel through the circulation to lodge in the lungs (known as pulmonary embolism, PE).



1 IN 4 DEATHS WORLDWIDE

Together, DVT and PE are known as venous thromboembolism (VTE) – a dangerous and potentially deadly medical condition that contributes to the deaths of 1 in 4 people worldwide.

DVT + PE = VTE



4-6 TIMES HIGHER RISK

VTE is a common complication in patients with cancer. Emerging data have enhanced our understanding of cancer-associated thrombosis—a major cause of morbidity and mortality. The risk of VTE in cancer patients is four to six times higher than that in the general public. It's a startling fact, but important to know for patients undergoing cancer treatment.

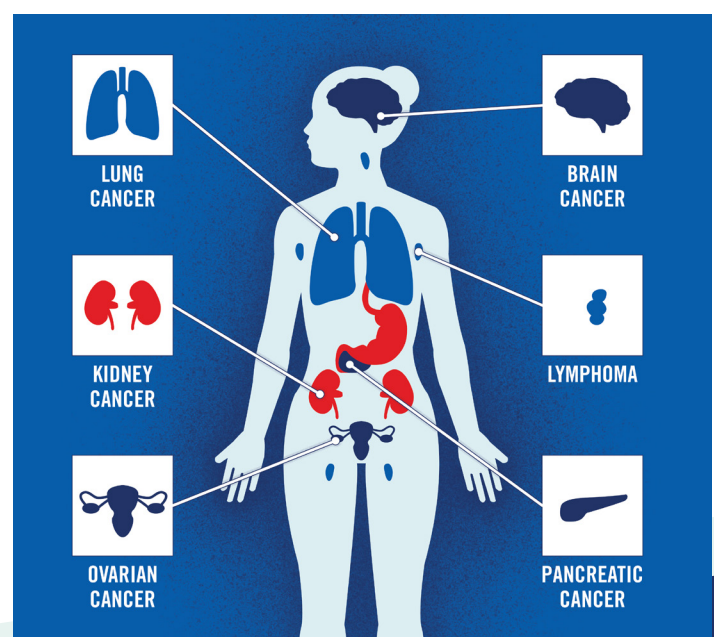
What You Should Know About Cancer-Associated Thrombosis:

- Patients with cancer are at increased risk of venous and arterial thrombosis.
- The risk of thrombosis is driven and modified by risk factors such as surgery, hospitalization, infection and by cancer-specific factors including type and stage of the malignancy and cancer treatments.
- VTE in cancer patients has serious consequences because it may prompt hospitalization, delay cancer treatments and decrease survival. In addition, anticoagulation treatment of VTE increases the risk of bleeding.

While not all of the reasons are known, three main factors impact the likelihood for developing a blood clot:

- Type of cancer the patient is diagnosed with
- How it is being treated
- Patient's level of physical activity

Certain types of cancer are associated with a higher risk of DVT. These include brain cancer, stomach cancer, pancreatic cancer, lymphoma, kidney cancer, and ovarian cancer, among others.



Cancer-Associated Thrombosis (CAT)

KNOW THROMBOSIS



CANCER TREATMENT AND BLOOD CLOTS

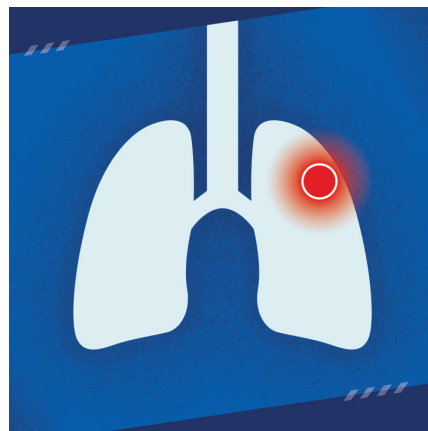
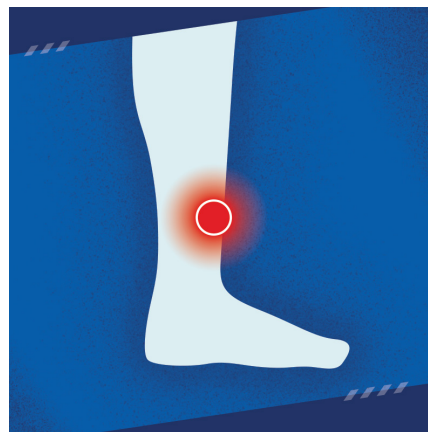
While treatment is vital to fight cancer, it may also increase the risk of blood clots. Chemotherapy, a type of cancer treatment that uses one or several drugs in combination, and surgery can damage the walls of blood vessels affecting the way they function. This can lead to blood clot formation. Cancer cells can produce clot-promoting substances. When chemotherapy kills cancer cells, these substances are released into the blood stream. Some types of chemotherapy drugs are more likely to promote clotting than others.

It is important for patients to know the risk factors, signs and symptoms of blood clots. Patients should talk with their health care providers to better understand the risks associated with the treatment that has been prescribed.

Know the Risk Factors of Thrombosis

If a patient already has established risk factors for a blood clot, cancer only adds to that risk. Additional risk factors can include:

- A family history of blood clots
- Hormone therapies, such as birth control or menopausal treatments
- Surgery, especially on the hip or knee
- Pregnancy
- A sedentary lifestyle
- Smoking
- Obesity



Know the Signs and Symptoms of Thrombosis

Warning signs of DVT in the leg may include:

- Pain
- Tenderness
- Swelling
- Warmth
- Redness

Warning signs of PE in the lungs include:

- Unexplained shortness of breath
- Rapid breathing
- Chest pain (may be worse with deep breaths)
- Rapid heart rate
- Light headedness or passing out

If you or a loved one has been diagnosed with cancer, talk to your health care provider about your risk for thrombosis. Know your risk factors. Know your signs and symptoms. Know thrombosis.

World Thrombosis Day is a year-long campaign that takes place on 13 October and focuses attention on the underappreciated condition of thrombosis. Learn more at WorldThrombosisDay.org.

